

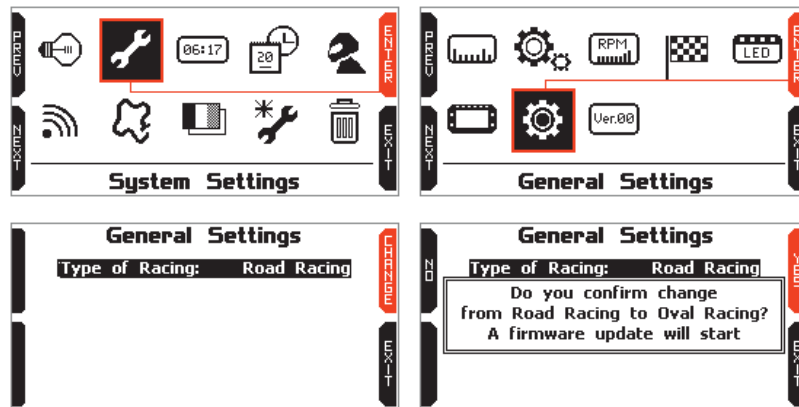
MyChron5 for oval karts – dedicated firmware

1. Firmware upgrade

MyChron5 now features a new data recall area specifically designed for oval kart racers.

Starting from firmware version 1.24.40, MyChron5 comes with two embedded firmware. To enable the "Oval" one press MENU on MyChron5 keyboard than follow this path:

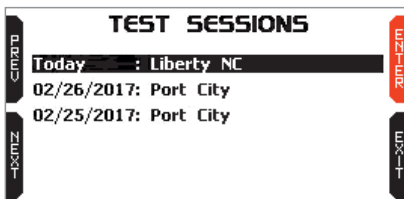
- System Settings -> ENTER -> General Settings -> ENTER -> CHANGE - YES



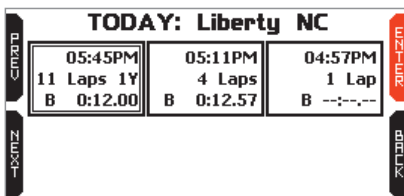
- A firmware update starts and your MyChron5 activates oval firmware.

2. Data Recall

Once your session is over you can easily recall your data pressing "MEM/OK" on MyChron5 keyboard. In the images below you see all data recall pages in the order they appear pressing the button highlighted in red.



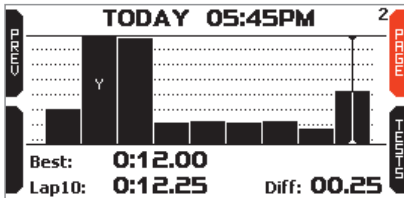
The first page is a summary of tests session. Select the day you want to see and press "ENTER".



You enter tests summary. Select the test you want to see and press "ENTER" to scroll the 6 recall pages (numbered top right on each page).

TODAY 05:45PM				1
MAX RPM	6495	MAX SPEED	58.2	
Lap	Best Laps	RPM	DROP	
9	0:12.00	6495 5966	529	
7	0:12.04	6426 5931	495	
8	0:12.06	6421 5930	491	

The first page shows the three best laps of that test with max/min RPM values and RPM drop. Press "PAGE".

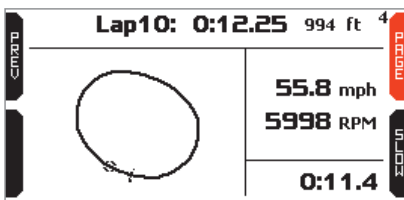


The second page – Hysto Page – shows all the test lap times. Select the lap you want to analyse in the following pages.

Bottom are best lap, lap time of the selected lap and their difference. Laps labelled "Y" are "Yellow flag" laps. Press "PAGE".

TODAY 05:45PM				3
Lap	Time	RPM	DROP	
8	0:12.06	8991 6756	2235	
9	0:12.00 ^B	8793 6923	1870	
10	0:12.25	8682 6744	1938	

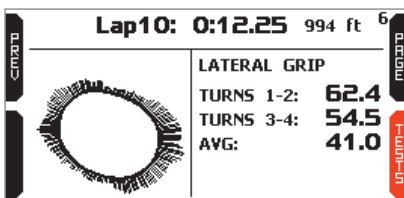
The third page is lap summary with the lap you selected highlighted. This page shows lap times, RPM max/min values and RPM drop. Press "PAGE".



The fourth – Replay page – shows the lap playback with your vehicle moving on the track in real time. Press "SLOW" to reduce the vehicle speed. Press "PAGE".

Lap10: 0:12.25			994 ft	5
	mph	RPM		
M1	57.7	6010		
m2	54.6	5600		
M3	57.1	5983		
m4	50.3	5540		

The fifth page shows your lap sectors with speed max/min and their RPM values. Press "PAGE".



The sixth page – Grip page – shows the lateral grip (in feet/sec²) of the two turns and the average grip value. Press "TESTS" to come back to Tests summary page.



AiM Tech Srl - Via Cavalcanti, 8 20063 Cernusco sul Naviglio, Milan - Italy

Tel. +39.02.9290571 | Fax +39.02.92118024

info@aim-sportline.com | www.aim-sportline.com