

# AiM Manuale Utente

## Data Hub connection and configuration for AiM loggers

Release 1.03

---



# 1

## Introduction

---

Data Hub is an external expansion module that allows to increase the range of data available for analysis reducing moreover the requested vehicle wiring. It is a CAN connection multiplier and is available in different versions with different part numbers.

- Two ways Data Hub with 40 cm cable: **X08HB2GK0**
- Four ways Data Hub with 40 cm cable: **X08HUB010**
- Four ways Data Hub with 150 cm cable: **X08HUB150**

Data Hub communicates with AiM logger using AiM CAN network and **is needed** to mutually connect more expansions but **is not needed** to connect the sensors to AiM loggers. Supported expansions are:

- Channel Expansion
- MyChron Expansion
- GPS05
- LCU-One Lambda Controller
- MemoryKey
- Data Key
- SmartyCam
- AiM steering wheels
- AiM displays

You can connect more Data Hub to build a network and we recommend to install it far from heat sources and from source of electromagnetic interference.

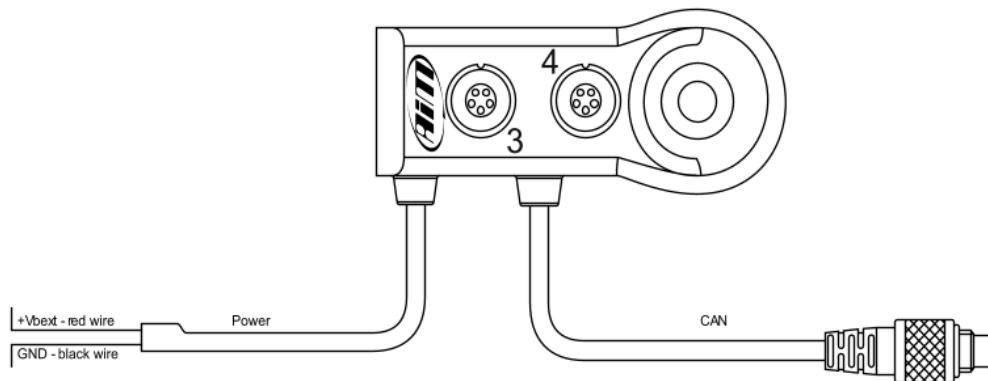
**N.B.:** Data Hub does not need a software setup.

## 2 Data Hub connections

---

To connect Data Hub to AiM loggers and expansions ensure that both of them are switched off.

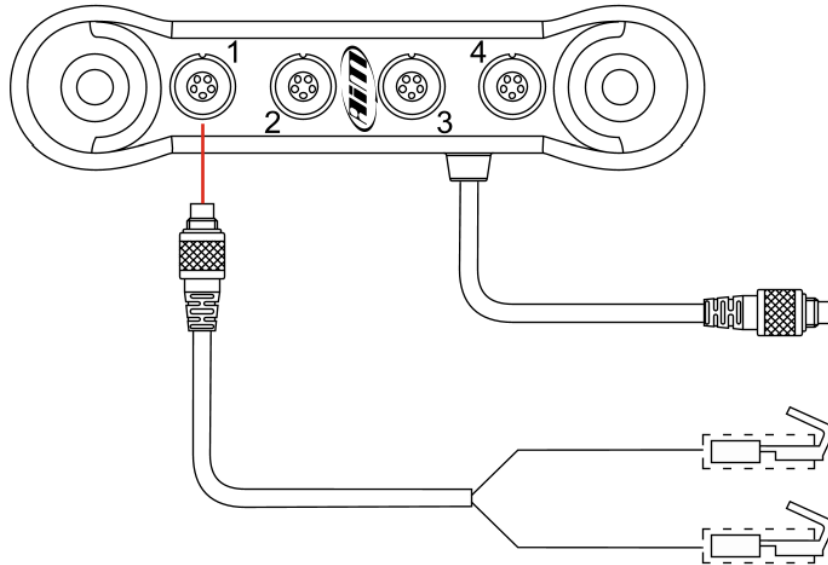
Two ways Data Hub has two cables: one for power and the other for CAN connection as shown here below.



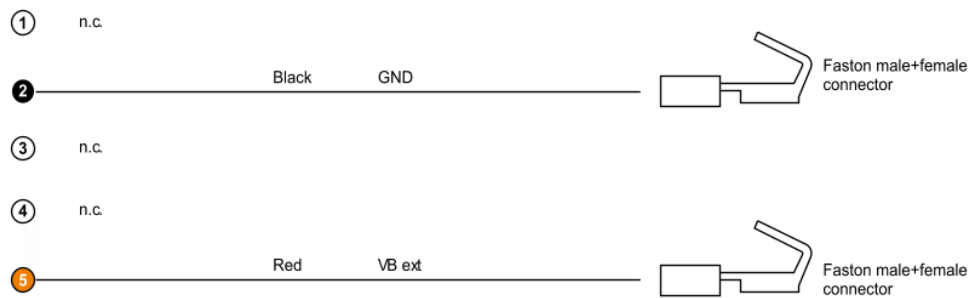
External power cable is particularly useful when:

- on kart application the network main logger is MyChron4; MyChron4 internal battery has indeed a limited power and external power allows to connect different devices powering them through the kart battery;
- on car/bike application there are more high consumption expansions, like SmartyCam for instance, that would extinguish the main logger switching the all network off.

Four ways Data Hub has no external power cable but you can externally power it using the cable whose part number is: **V02557020** and plugging it in one of the Data Hub input. Here below Data Hub external power cable connection and its constructive scheme are shown.



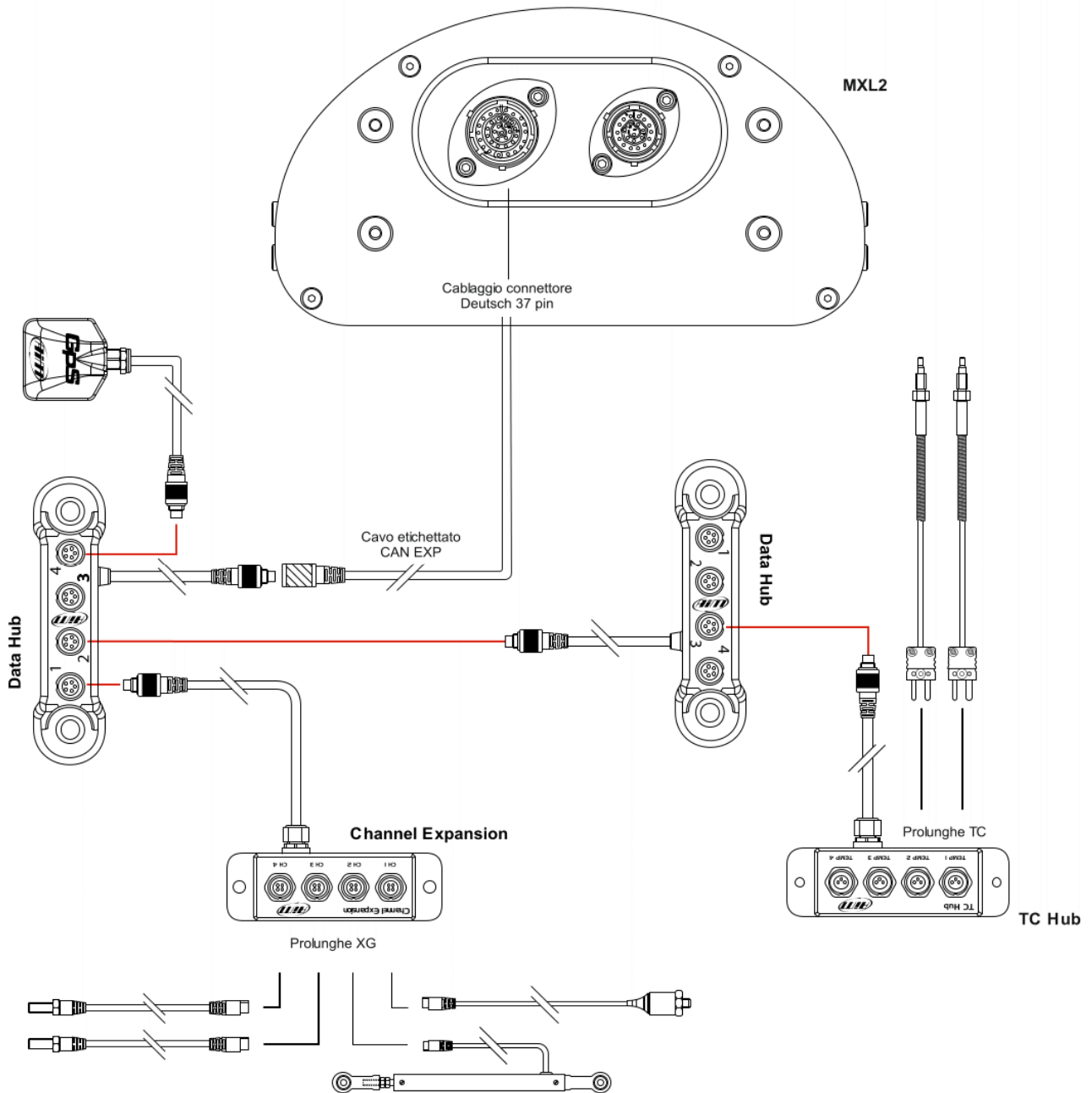
5 pins Binder 712 male connector solder termination view



To connect Data Hub to AiM loggers use:

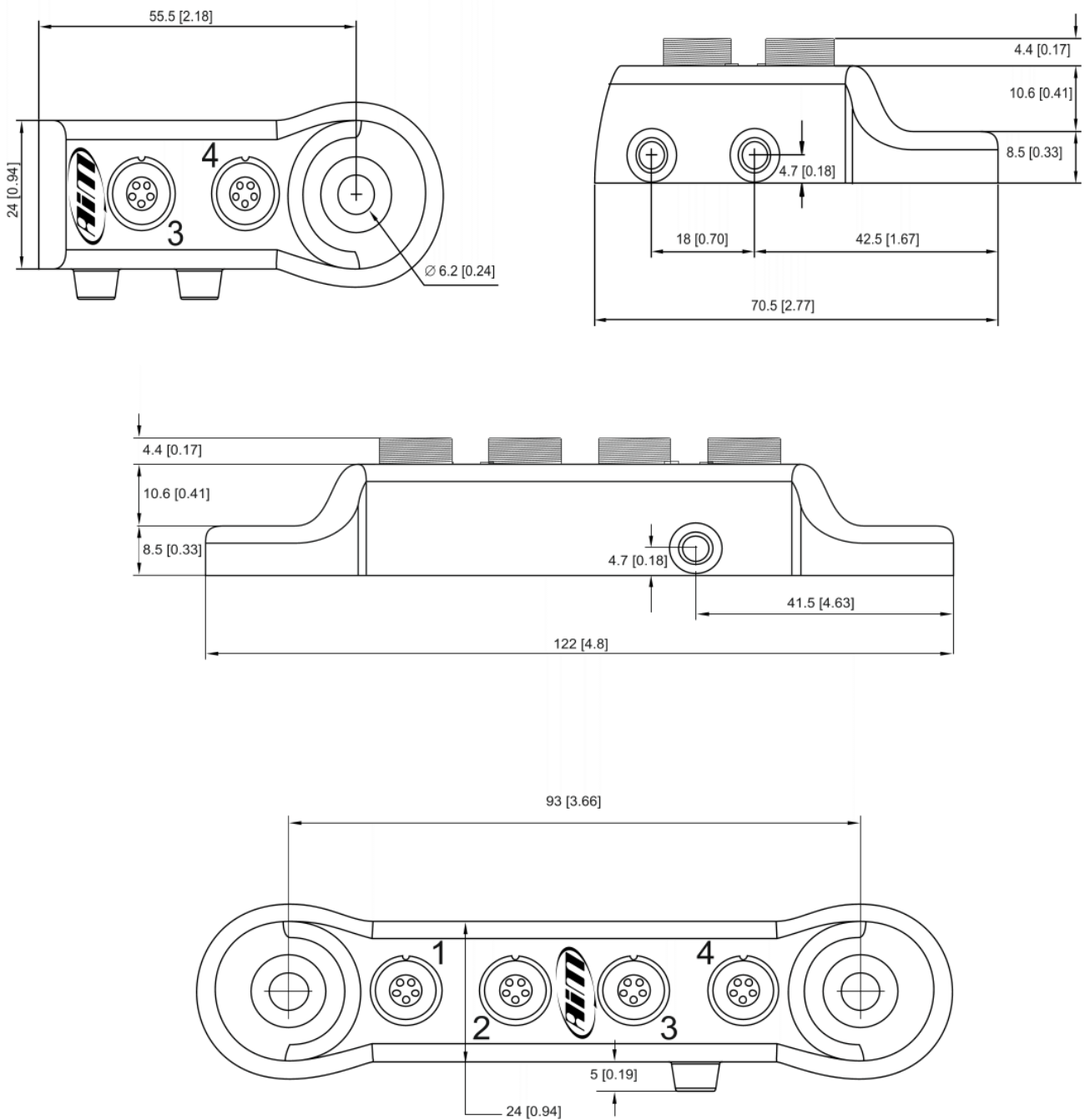
- EVO4 connector labelled "EXP"
- cable labelled "CAN EXP" of 37 pins Deutsch connector harness of AiM loggers.

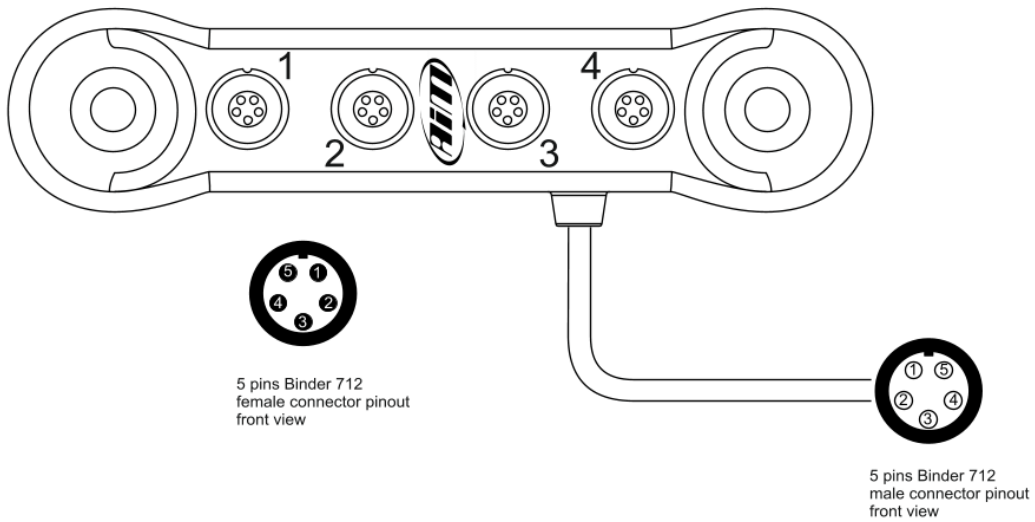
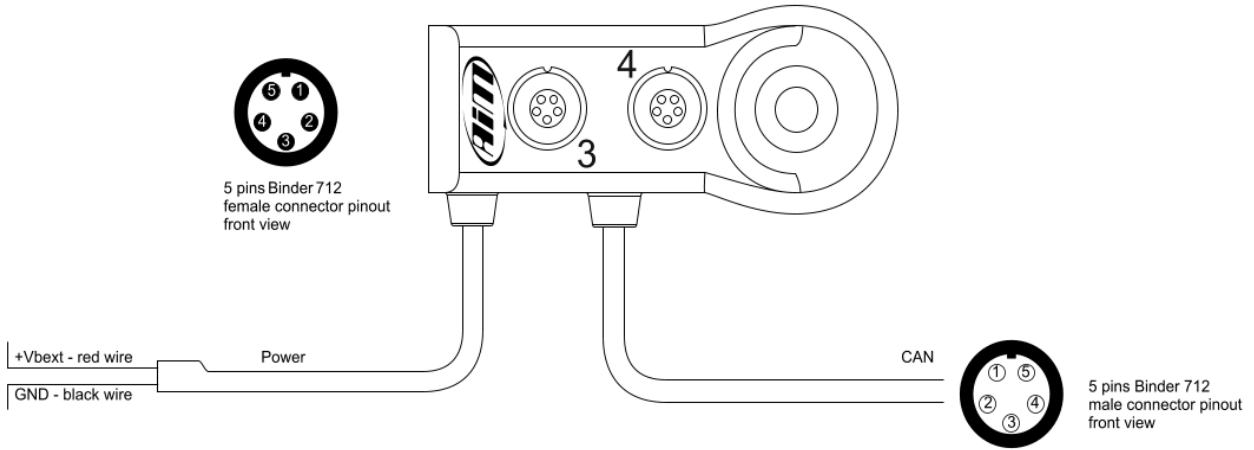
The image below shows an example of AiM network featuring an AiM logger and different external expansion modules with the related sensors.



### 3

## Dimensions, pinout and technical characteristics





**4 pins Binder 712 female connector pinout**

Pin	Function
1	CAN+
2	GND
3	+VB
4	+CAN-
5	+Vbext

**5 pins Binder 712 male connector pinout**

Pin	Function
1	CAN+
2	GND
3	+VB
4	CAN-
5	+Vbext

Data Hub is waterproof **IP65**.  
Data Hub comes with a 150 cm (5.90 inches) cable.