

AiM Infotech

MyChron4 Pinout and dimensions

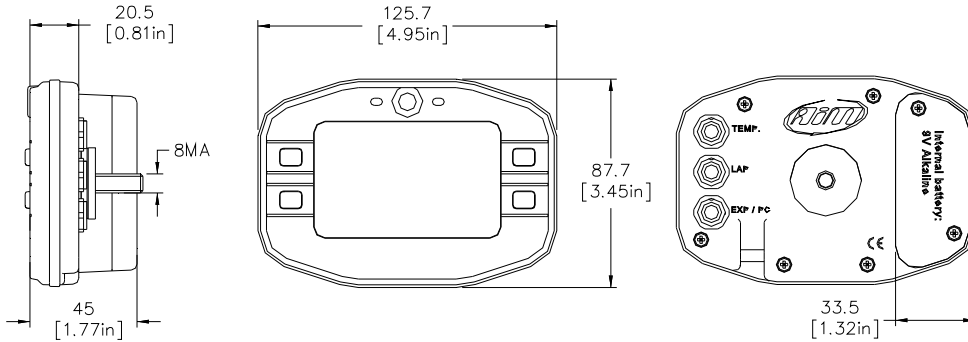
Release 1.00



N. rev. / Rev. N.	Descrizione / Description	Data / Date	Firma / Signature	Contr. da / Ckd. by
-------------------	---------------------------	-------------	-------------------	---------------------

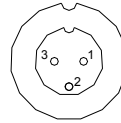
MyChron4 - pinout and dimensions

Dimensions in mm [inches]



Connector details (Temperature)

Pin	Function
1	Thermocouple
2	GND
3	Thermoresistor

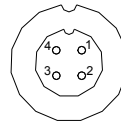


TEMP.

3 pins Binder 712 female connector pinout - external view

Connector details (Lap)*

Pin	Function
1	Magnetic Lap
2	GND
3	+V Battery
4	Optic Lap

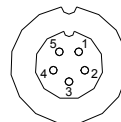


LAP

4 pins Binder 712 female connector pinout - external view

Connector details (Exp/Pc)*

Pin	Function
1	CAN 0+
2	GND
3	+V Battery
4	CAN 0-
5	External Battery



EXP/PC

5 pins Binder 712 female connector pinout - external view

*CAN connector for external expansion modules

Rif. / Ref.	Q.tà/Q.ty	Material / Material	N. articolo / Item N.	
Progettato da / Designed by	Contr. da / Ckd. by	Approvato da / Approved by	Nome file / File name	Data / Date
<p>Racing Data Power</p>		Titolo / Title		
		Pinout e dimensioni MyChron4		
N. disegno / Drawing N.			Rev. / Rev.	Foglio / Sheet
				1 of 1